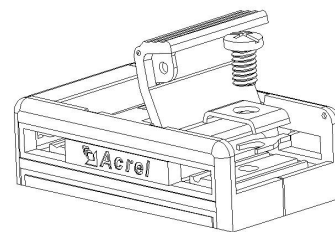


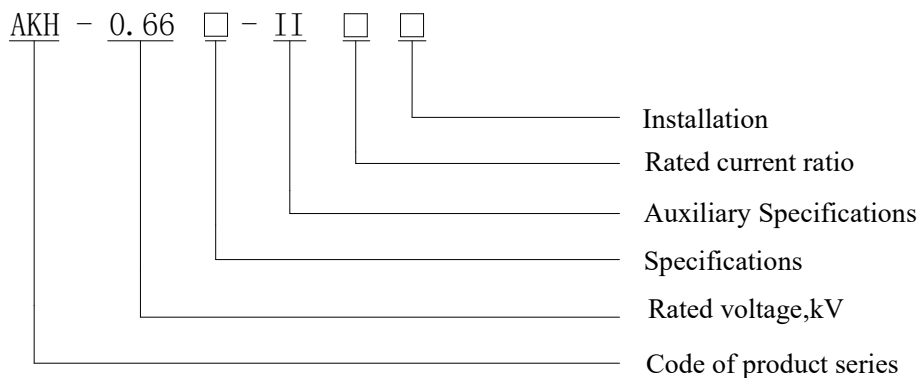
## AKH-0.66 II Current transformer

### 1. Product feature

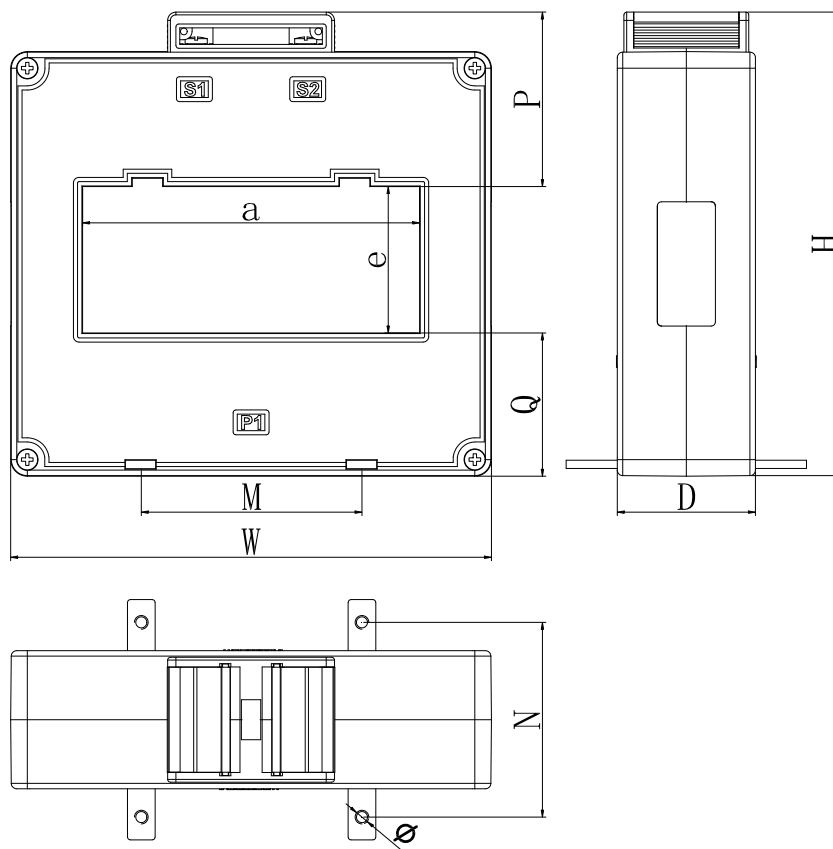
Horizontal square hole type, they can pass through 1-6 bar bus and also pass through multiple cables. They are generally used with electrical measuring instruments, widely used in electrical sets.



### 2. Explanation for type



### 3. Spec. and size (mm, Tolerance $\pm 1\text{mm}$ )



Size (mm) Type	Outline size			Through size		Mounting size					Tolerance
	W	H	D	a	e	M	N	P	Q	Φ	
3011	62	98	45	32	32	28	57.5	36.5	29.5	5	±1
4011	79	103	45	43	31.5	48	57.5	43	28.5	5	
5011	87	113	45	52	32	30	57.5	45	36	5	
6011	102	125	45	61	33	42	57.5	50.5	41.5	5	
60×5011	102	142	45	62	51.5	42	57.5	51.5	39	5	
8011	117	119	45	82	32	60	57.5	48	39	5	
80×5011	120	141	45	82	52	60	57.5	49.5	39.5	5	
10011	145	125	45	103	35	80	57.5	49.5	40.5	5	
100×5011	145	155	50	103	55	80	70.5	57.5	42.5	5	
100×8011	152	190	55	104	85	80	70.5	59.5	45.5	5	
120×5011	174	168	50	122	53	80	70.5	63	52	5	
120×8011	160	193	60	122	72	54	70.5	68	53	5	
130×5011	176	160	50	135	55	85	70.5	59.5	45.5	5	
150×5011	210	176	55	155	55	103	70.5	70.5	50.5	5	
180×5011	240	181	60	185	55	40/40/40	83	70.5	55.5	5	
200×5011	247	172	55	205	60	102	83	63	49	5	
220×5011	280	190	60	225	55	65/55/65	83	73.5	61.5	5	
260×5011	320.5	191	60	264.5	54.5	65/55/65	83	75.5	61	5	
170×10011	227	230	60	172	105	103	83	70	55	5	
260×10011	308	226	63	265	103	181	83	69	54	5	







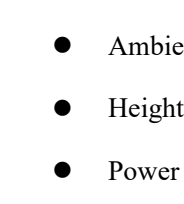

4. Cross-reference tables of spec. -parameter



Specification	Rated current ratio (A)	Precision degree and corresponding rated load (VA/Ω)			Straight-through tums	Bus spec(mm)/ number	Installation
		0.2	0.5	1			
		3011	100/5 (1)				
150/5 (1)				1.5	1		
200/5 (1)			2.5		1		
250/5 (1)			3.75		1		
300-450/5 (1)			5		1		



	500/5 (1)		10		1		
	600/5		10		1		
40II	100/5 (1)			1.5	1	40×10/ 1-2	A,C
	150/5 (1)			2.5	1		
	200/5 (1)		2.5		1		
	250/5 (1)		3.75		1		
	300-450/5 (1)		5		1		
	500-800/5 (1)		10		1		
	1000/5 (1)	10			1		
		150			2.5		
50II	200-250/5 (1)		2.5		1		
	300-450/5 (1)		5		1		
	500-800/5 (1)		10		1		
	1000-1250/5 (1)	10			1		
	1500/5 (1)	20			1		
		200-250/5 (1)		2.5		1	60×10/ 1-2
60II	300-450/5 (1)		5		1		
	500-800/5 (1)		10		1		
	1000-1250/5 (1)	10			1		
	1500-2000/5 (1)	20			1		
	2500/5 (1)	30			1		
		200-250/5 (1)		2.5		1	60×10/ 1-3
60×50II	300-450/5 (1)		5		1		
	500-800/5 (1)		10		1		
	1000-1250/5 (1)	10			1		
	1500-2000/5 (1)	20			1		
	2500/5 (1)	30			1		
		200-250/5 (1)		2.5		1	80×10/ 1-2
80II	300-450/5 (1)		5		1		
	500-800/5 (1)		10		1		
	1000-1250/5 (1)	10			1		
	1500-2000/5 (1)	20			1		
	2500-3000/5 (1)	30			1		
		200-250/5 (1)		2.5		1	80×10/ 1-3
80×50II	300-450/5 (1)		5		1		
	500-800/5 (1)		10		1		
	1000-1250/5 (1)	10			1		
	1500-2000/5 (1)	20			1		
	2500-3000/5 (1)	30			1		
		300-450/5 (1)		5		1	100×10/ 1-2
100II	500-800/5 (1)		10		1		
	1000-1250/5 (1)	10			1		
	1500-2000/5 (1)	20			1		

		2500-4000/5 (1)	30			1	100×10/ 1-3
	100×50 II	300-450/5 (1)		5		1	
		500-800/5 (1)		10		1	
		1000-1250/5 (1)	10			1	
		1500-2000/5 (1)	20			1	
		2500-4000/5 (1)	30			1	
	100×80 II	600-800/5 (1)		10		1	100×10/ 1-4
		1000-1250/5 (1)	10			1	
		1500-2000/5 (1)	20			1	
		2500-4000/5 (1)	30			1	
	120×50 II	500-800/5 (1)		10		1	120×10/ 1-3
		1000-1250/5 (1)	10			1	
		1500-2000/5 (1)	20			1	
		2500-5000/5 (1)	30			1	
	130×50 II	600-800/5 (1)		10		1	125×10/1-3 130×10/1-3 60×10/2-6
		1000-1250/5 (1)	10			1	
		1500-2000/5 (1)	20			1	
		2500-5000/5 (1)	30			1	
	120×80 II 150×50 II	1000-1250/5 (1)	10			1	120×10/ 1-4
		1500-2000/5 (1)	20			1	
		2500-5000/5 (1)	30			1	
	170×100 II	1500-2000/5 (1)	15			1	170×10/1-3 100×10/3-6
		2500-5000/5 (1)	30			1	
	180×50 II	1200-2000/5 (1)	10			1	180×10/1-3
		2500-5000/5 (1)	30			1	
	200×50 II 220×50 II 260×50 II	1500-2000/5 (1)	20			1	200×10/1-3 100×10/4-6
		2500-5000/5 (1)	30			1	
		1200-1500/5 (1)	10			1	
260×100 II		1500-2000/5(1)	20			1	250×10/2-5 125×10/4-10
		2500-6300/5(1)	30			1	

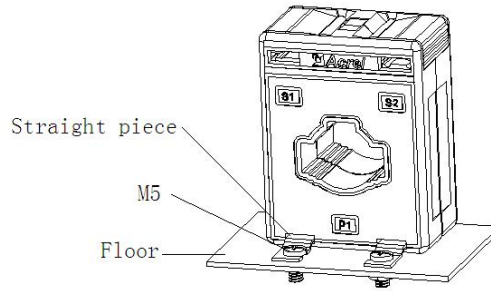
D

## 5. Technical indicators

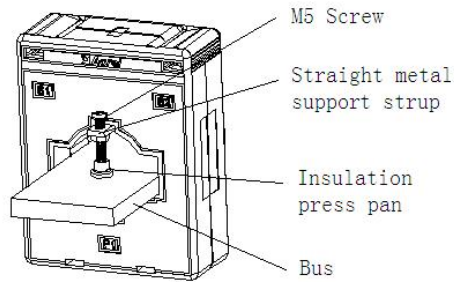
- Rated operation voltage AC 0.66kV(Equivalent AC 0.69kV,GB156-2017)
- Rated frequency 50-60Hz
- Ambient air temperature -30℃-70℃
- Height above sea level≤3000m
- Power frequency withstand voltage 3000v/1min 50Hz
- Used in place without direct rain and snow,without severe pollution and acute shock

## 6. Installation

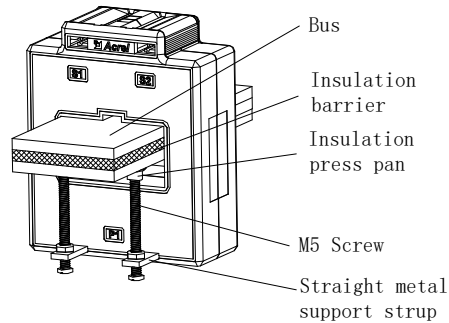

A:



C:



D:



## 7. Design and test standards

No.	Name	Testing condition	Measuring instrument	Product Verification Cycle	Product testing standards
1	Surface, Terminal mark	Temperature: 20-25°C Humidity: 50-65%	HLS-50G2 Standard Current Transformer、	2 Years	GB 20840.2-2014 《Current Transformer》 JJG313-2010 Verification Procedure
2	Power frequency Withstand voltage		HES-1 Digital Transformer Verification		
3	Insulation resistance		FY47 Current Transformer Load Cases		
4	Error testing		FY49 Current Transformer Load Cases LK2673 Withstand Voltage Tester ZC25-4 Insulation Resistance Shaking Instrument		